

A Rubbing Picture with Neocolor I and II

v14175

An image partially painted with water-soluble Neocolor II crayons and partly made as an imprint of the surface of an object with texture; shoe soles, coins or bark, using Neocolor I crayon, lightly shading on paper, placed on top of the surface.

Comment faire



1. Find an interesting object with an interesting/rough surface texture. Place a piece of paper on top and lightly shade along the surface with a crayon (water-resistant Neocolor I).

2. Cut a figure from construction card using your imagination.

3. Place the figure underneath the paper and lightly shade with a crayon, causing the contour to appear clearly.



4. Continue painting the picture, now using water-soluble Neocolor II crayons. Use a brush and water for this procedure.

Another variant -

Another variant -

Another variant -

A TIP! Seek inspiration from Nature when making pictures where the imprint of surfaces with interesting/rough textures are included. Place the paper on top of a textured surface and lightly shade with a crayon. An imprint appears – this technique is also known as frottage.